
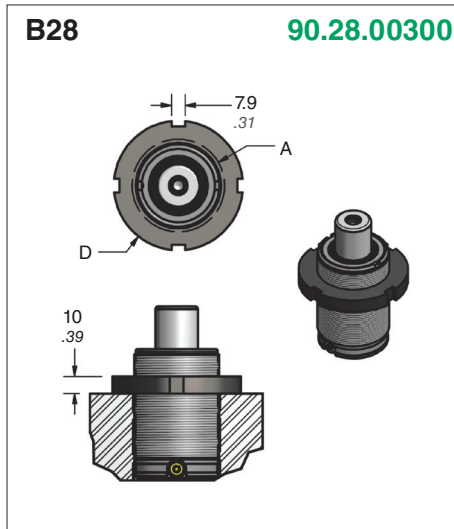
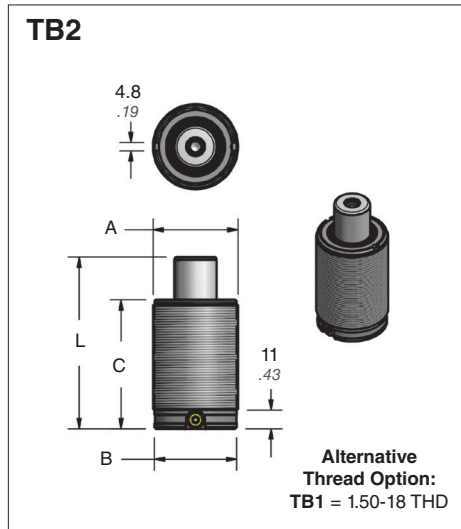


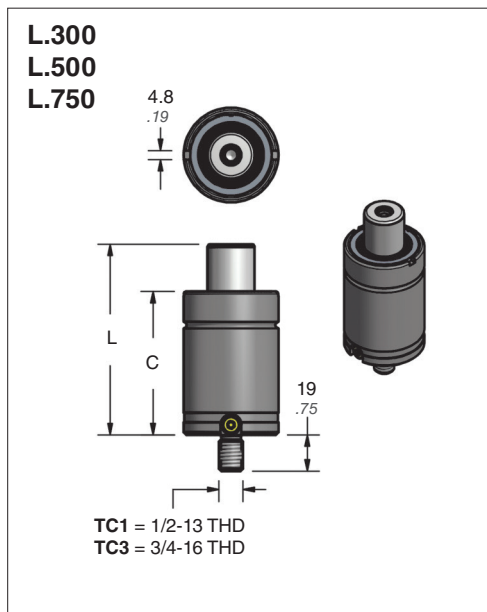
### Threaded Body Options



Refer to Catalog No. C08101H for C and L dimensions.

Model	A	B	D	E	F	G	H	I
L.300	M38 x 1.5	ø35.6 1.40	ø57.2 2.25	29 1.142	50.3 1.980	ø75 2.95	12 .47	50 1.97
L.500	M45 x 1.0	ø42.9 1.69	ø70 2.76	34 1.338	60 2.362	ø90 3.54	16 .62	60 2.36
L.750	M50 x 1.0	ø48.3 1.90	ø75 2.95	38 1.496	66 2.598	ø100 3.93	16 .62	66 2.60

### TC1 & TC3 Stud Mount



### Installation Tools

**Rod End Installation Tool**  
90.386. \_\_\_\_\_ (00300, 00500, 00750)

Place over the piston rod for easy installation and removal of Threaded Body L Series Springs and Mini Springs with TC Stud Mount.



**Base Installation Tool**  
90.387.1 (L.300)  
90.387.2 (L.500, L.750)

Place into holes in base of TB Threaded Body L Springs for easy installation and removal.



### Ordering Example:

Threaded Body: L.500.025.TB2.150    Threaded Body w/ Mount: L.500.025.B28.150  
Stud Mount: L.500.025.TC1.150