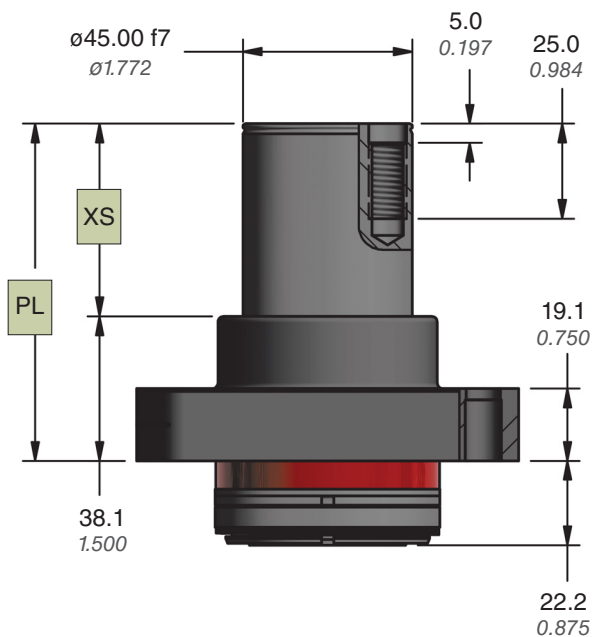
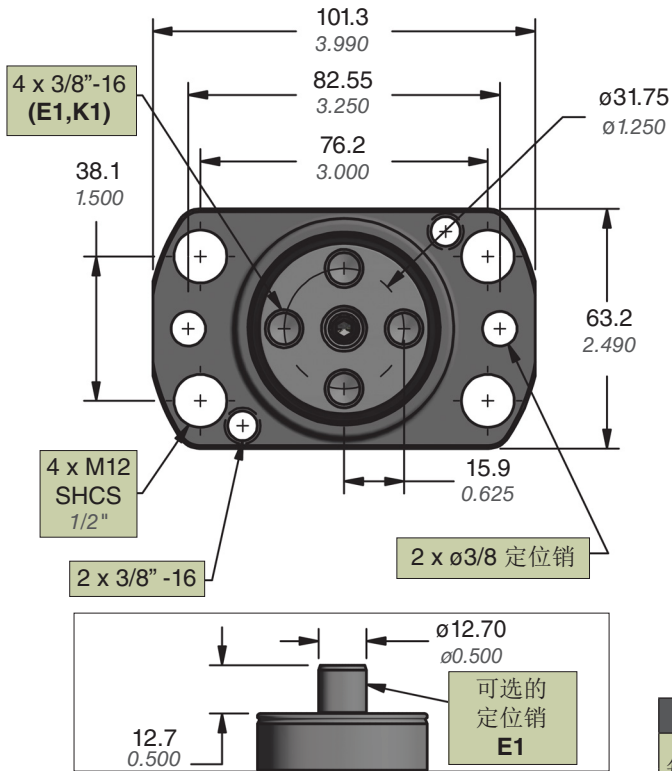


NEW!



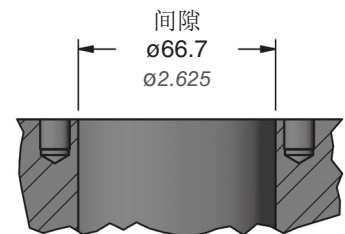
导柱行程长度	*XS		PL	
	mm	inch	mm	inch
0200	20.0	0.787	58.1	2.287
0254	25.4	1.000	63.5	2.500
0300	30.0	1.181	68.1	2.681
0318	31.75	1.250	69.85	2.750
0381	38.1	1.500	76.2	3.000
0400	40.0	1.575	78.1	3.075
0445	44.45	1.750	82.55	3.250
0500	50.0	1.969	88.1	3.469
0508	50.8	2.000	88.9	3.500
0572	57.15	2.250	95.25	3.750
0600	60.0	2.362	98.1	3.862
0635	63.5	2.500	101.6	4.000
0700	70.0	2.756	108.1	4.256
0762	76.2	3.000	114.3	4.500
0800	80.0	3.150	118.1	4.650
0889	88.9	3.500	127.0	5.000
0900	90.0	3.543	128.1	5.043

*XS = PL - GRL
导套长度 (GRL) = 38.10 mm (1.500 in)

速度估算	(m/sec)	0.50	0.60	0.70	0.80	0.90	1.00	1.10	1.20
每个 GRS	max (lb.)	317	220	162	124	98	79	66	55
	max (kg)	144	100	73	56	44	36	30	25

垫板重量		GRS.45.HD4 数量							
lb.	kg								
150	68	2	2	2	3	3	3	4	4
200	91	2	2	3	3	4	4	5	5
250	113	2	3	3	4	4	5	5	6
300	136	2	3	3	4	5	5	6	7
350	159	3	3	4	4	5	6	7	8
400	181	3	3	4	5	6	7	8	
450	204	3	4	4	5	6	7	8	
500	227	3	4	5	6	7	8		
550	249	3	4	5	6	7	8		
600	272	3	4	5	6	8			
650	295	4	4	6	7	8			
700	318	4	5	6	7				

安装间隙:



订购示例:

GRS.45.HD4. K1. 0500

产品型号:

包括系列和导柱直径, 导套安装类型

导柱选项:

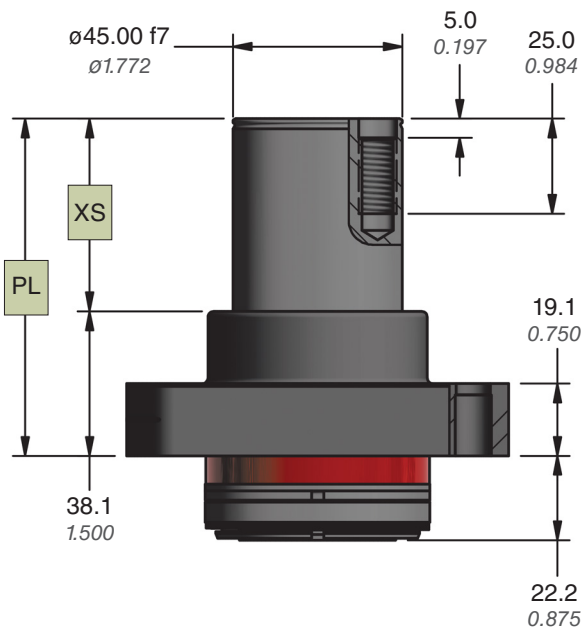
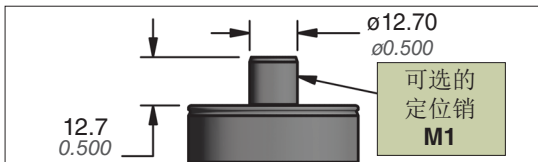
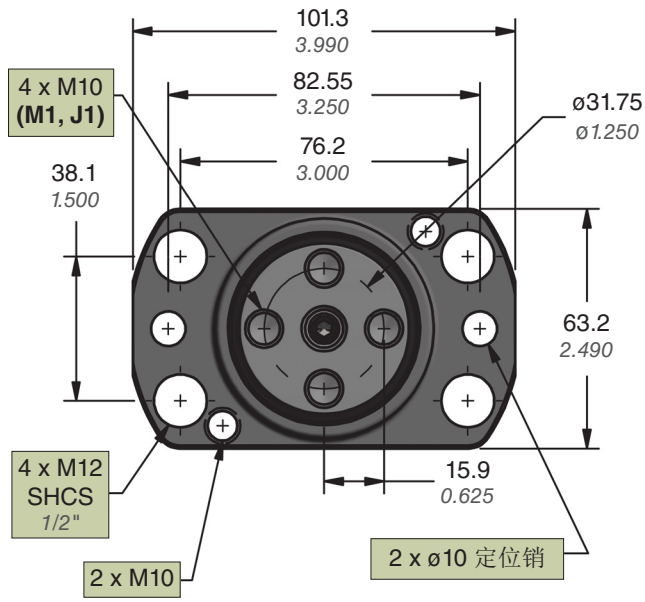
K1 = 4x 3/8"-16, 英制;
E1 = 4x 3/8"-16, 英制, 带杆端定位销

导柱行程长度: 0200 - 0900

例子: 0318 = 31.75 mm (1.250 in) = XS 尺寸

GRS.45.HD5 – 公制

NEW!



导柱行程长度	*XS		PL	
	mm	inch	mm	inch
0200	20.0	0.787	58.1	2.287
0254	25.4	1.000	63.5	2.500
0300	30.0	1.181	68.1	2.681
0318	31.75	1.250	69.85	2.750
0381	38.1	1.500	76.2	3.000
0400	40.0	1.575	78.1	3.075
0445	44.45	1.750	82.55	3.250
0500	50.0	1.969	88.1	3.469
0508	50.8	2.000	88.9	3.500
0572	57.15	2.250	95.25	3.750
0600	60.0	2.362	98.1	3.862
0635	63.5	2.500	101.6	4.000
0700	70.0	2.756	108.1	4.256
0762	76.2	3.000	114.3	4.500
0800	80.0	3.150	118.1	4.650
0889	88.9	3.500	127.0	5.000
0900	90.0	3.543	128.1	5.043

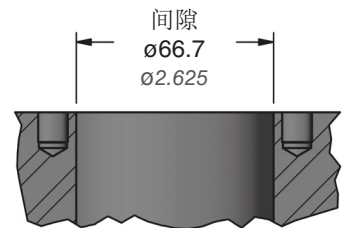
*XS = PL - GRL

导套长度 (GRL) = 38.10 mm (1.500 in)

速度估算	(m/sec)	0.50	0.60	0.70	0.80	0.90	1.00	1.10	1.20
每个 GRS	max (lb.)	317	220	162	124	98	79	66	55
	max (kg)	144	100	73	56	44	36	30	25

垫板重量		GRS.45.HD5 数量							
lb.	kg								
150	68	2	2	2	3	3	3	4	4
200	91	2	2	3	3	4	4	5	5
250	113	2	3	3	4	4	5	5	6
300	136	2	3	3	4	5	5	6	7
350	159	3	3	4	4	5	6	7	8
400	181	3	3	4	5	6	7	8	
450	204	3	4	4	5	6	7	8	
500	227	3	4	5	6	7	8		
550	249	3	4	5	6	7	8		
600	272	3	4	5	6	8			
650	295	4	4	6	7	8			
700	318	4	5	6	7				

安装间隙:



订购示例:

GRS.45.HD5. J1. 0500

产品型号:

包括系列和导柱直径, 导套安装类型

导柱选项:

J1 = 4x M10, 公制;

M1 = 4x M10, 公制, 带杆端定位销

导柱行程长度: 0200 - 0900

例子: 0500 = 50.0 mm = XS 尺寸